

# PATIENTS DEPEND ON RURAL HOSPITALS

## COMMUNITY

1 out of 5



people live in rural areas of the U.S.

14%



of total rural employment is attributed to the health sector.



These Americans are scattered over **90%** of the country.

Hospitals are the **LARGEST** or second **LARGEST EMPLOYER** in most **RURAL COMMUNITIES.**



## CHALLENGES



Extreme distances, challenging geography, and **weather** complicate health care delivery.



Rural Americans are **older, poorer, and sicker** than their urban counterparts.



Millions of rural Americans have **limited access** to a **primary care provider.**

## IMPACT OF CLOSURE



Patients **lose access** to timely and essential care.



**Local economy** experiences a **severe decline.**






**Physicians, pharmacies, and other health providers** will also leave the community.

# IT'S TIME TO ACT

Medicare Dependent Hospital (MDH) Payment and Low-Volume Hospital (LVH) Adjustment will expire in September 2022.

The extension of these critical programs are key to the prevention of future hospital closures.



 FAH.ORG  
 FB.COM/FEDAMHOSPITALS  
 @FEDAMERHOSPITAL

© COPYRIGHT 2017 FEDERATION OF AMERICAN HOSPITALS